





FSD Series

Water Separators



-  UP TO 515 SCFM
-  HEAVY DUTY HOUSING FOR HIGH DURABILITY
-  ZERO AIR LOSS FLOAT DRAIN INCLUDED
-  EXCELLENT LIQUID REMOVAL EFFICIENCIES AT ALL FLOW CONDITIONS



AUTO DRAIN OPTION



DEFLECTOR

Description

Super-Dry Water Separators have been designed for the efficient removal of bulk liquid contamination from compressed air.

Specifications and ordering information:

Housing	Air flow 100 psig scfm	Inlet/ Outlet NPT in	Dimensions (in)			Weight (lbs)
			A	B	C	
FSD- 45-W	45	½	3.75	8	6.75	2
FSD- 85-W	100	¾	3.75	10.5	9.5	2.2
FSD- 185-W	180	1	5	12	10.25	5
FSD- 375-W	370	1 ½	5	15	13.5	6
FSD- 515-W	515	2	6.75	20	18	14.5



Maximum inlet temperature: 176°F (80°F) Maximum inlet pressure: 232 psig